

Product Specifications

Style Number	VV880
Construction	Waterproof Foamed Core
Edge Profile	Enhanced Integrated Bevel
Nominal Dimensions	7" wide, 60" long

	US Units	Metric Units
Actual Product Width	7.05"	18 cm
Actual Product Length	59.84"	152 cm
Wear Layer Thickness	20 mil (0.02")	0.5 mm
Overall Product Thickness	0.403"	10.25 mm
Core Thickness	0.256"	6.5 mm
Attached Underlayment	Attached Soft Step	
Attached Underlayment Thickness	0.148"	3.75 mm
Installation Methods	Floating	
Profile	Lock N Place Clips	
Country of Origin	Imported	

Packaging

Area per Box	23.42 sq ft	2.17 sq m
Pieces per Box	8 pcs	
Weight per Box	40.34 lbs	18.29 kg
Boxes per Pallet	55 boxes	



Colors



Warranties

USF Lifetime

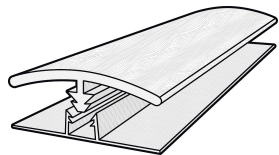
COREtec Originals Premium VV880

Coordinating Trim



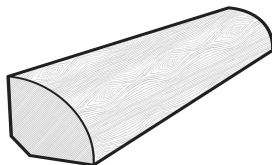
Baby Threshold*

BT7CT | 94"



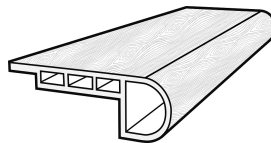
T-Molding*

TM7CT | 94"



Quarter Round

QTRCT | 94"



Flush Stairnose

FS9HU | 94"

*Packaged with molding track

Stair Tread



Stair Tread

03Z70 | 48"